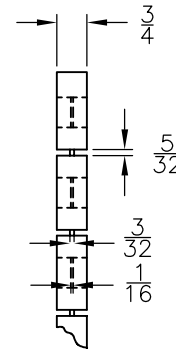
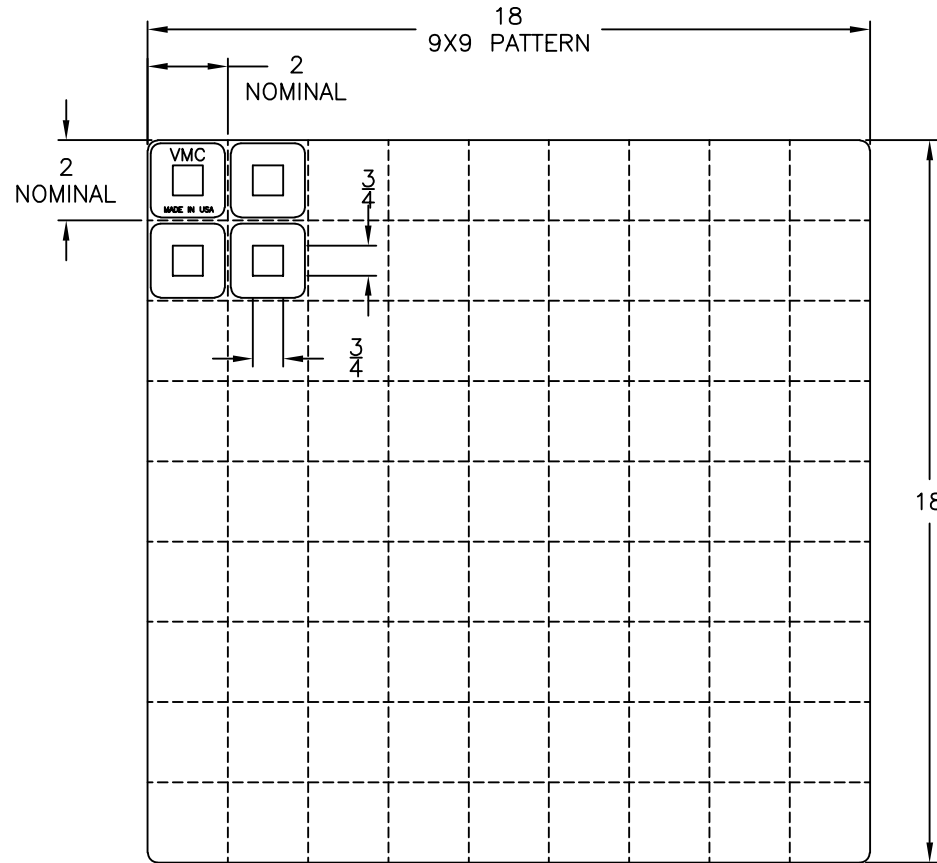
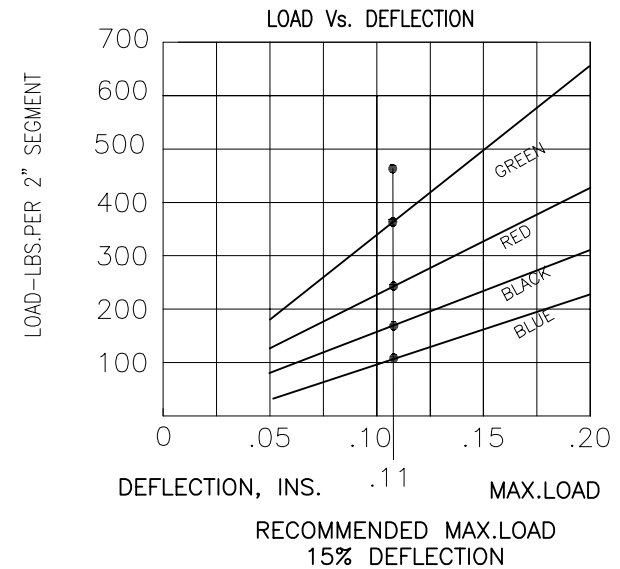


REV.	DESCRIPTION	DATE	BY



PART NUMBER	COLOR CODE	RECOMMENDED LOAD RATINGS PER 2"X2"SEGMENT, (LBS.)
390750-30	BLUE	120
390750-40	BLACK	180
390750-50	RED	240
390750-60	GREEN	360
390750-70	GRAY	480

- NOTE:
1. RATED LOAD PROVIDES 15% (0.11 INCH) DEFLECTION.
 2. FOR INCREASED DEFLECTION, MAXI-FLEX CAN BE STACKED WITH 16 GAUGE SHIMS SEPARATING THE LAYERS.



- NOTES:
1. ALL DIMENSIONS ARE IN INCHES. INTERPRET PER ANSI Y14.
 2. ALL DIMENSIONS ARE NOMINAL AND FOR REFERENCE ONLY.
 3. TABLE IS AVERAGE DESIGN DATA FOR REFERENCE.
 4. MOLDED ELASTOMERIC PAD, SECTIONABLE BY CUSTOMER.
 5. ADDITIONAL ELASTOMER TYPES & CAPACITIES AVAILABLE, CONTACT THE VMC GROUP FOR APPLICABILITY

OTHER MATERIALS, COMPOUNDS, OR FINISHES WITH EQUAL OR SUPERIOR PROPERTIES MAY BE SUBSTITUTED AS THEY BECOME AVAILABLE.

CERTIFIED FOR:

JOB NAME: _____

CUSTOMER : _____

CUSTOMER P.O.: _____

SALES ORDER: _____

**MODEL MAXI-FLEX 120-360 LBS.
ELASTOMERIC PAD**



SCALE: NONE

SHEET: _____

DRAWING NO.: _____

REVISION: _____