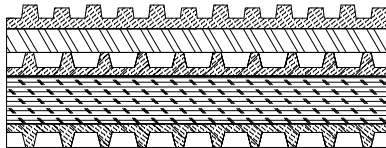
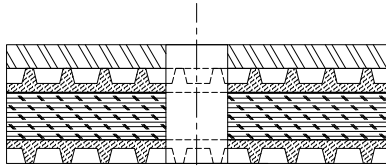


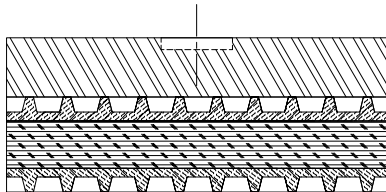
REV.	DESCRIPTION	DATE	BY



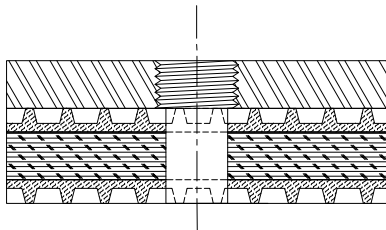
STYLE A – STEEL PLATE
BONDED BETWEEN NRC AND
ELASTO-GRIP PADS



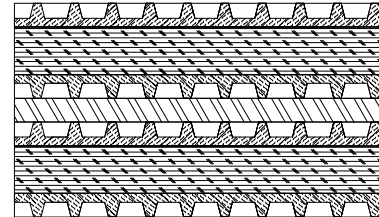
STYLE B – NRC WITH LOAD
PLATE AND HOLE



STYLE C – NRC WITH LOAD
PLATE AND COUNTER-
BORED HOLE



STYLE D – NRC WITH LOAD
PLATE AND TAPPED HOLE



STYLE E – GALVANIZED STEEL
PLATE BONDED BETWEEN
MULTIPLE NRC PADS

SIZE	LENGTH (IN.)	WIDTH (IN.)	HEIGHT FOR STYLE (IN.)					LOAD RANGE
			A	B	C	D	E	
22	2	2	1 1/2	1 1/4	1 3/8	1 3/8	2 1/16	20-240
33	3	3	1 1/2	1 1/4	1 3/8	1 3/8	2 1/16	45-540
44	4	4	1 1/2	1 1/4	1 3/8	1 3/8	2 1/16	80-960
55	5	5	1 1/2	1 1/4	1 1/2	1 1/2	2 1/16	125-1500
66	6	6	1 1/2	1 1/4	1 1/2	1 1/2	2 1/16	180-2160
88	8	8	1 5/8	1 3/8	1 5/8	1 5/8	2 1/16	320-3840
99	9	9	1 5/8	1 3/8	1 5/8	1 5/8	2 1/16	405-4860

NOTES:

- 1) CUSTOM SIZES AVAILABLE UPON REQUEST.

OTHER MATERIALS, COMPOUNDS, OR FINISHES WITH EQUAL OR SUPERIOR PROPERTIES MAY BE SUBSTITUTED AS THEY BECOME AVAILABLE.

CERTIFIED FOR:

JOB NAME: _____

CUSTOMER: _____

CUSTOMER P.O.: _____

SALES ORDER: _____

**MODEL SP-NRC 20-4860 LBS.
ELASTOMERIC ISOLATION PAD BONDED
TO STEEL PLATE STYLE A THRU E**



SCALE:

NONE

SHEET:

1 OF 1

DRAWING NO.:

REVISION

